




Surface Mount Type TACT Switch™ > SKRB Series > SKRBAKE010

# 4.8mm Square Low-profile Type (Surface Mount) SKRB Series

| [Dimensions](#) | [Land Dimensions](#) | [Circuit Diagram](#) | [Packing Specifications](#) | [Soldering Conditions](#) |



Part number [Series Common Info](#)  
**SKRBAKE010**

NET SHOP

3D CAD

RoHS

Print

Inquiry

Type	Surface mount
Operating force	3.5N
Operating direction	Top push
Travel	0.2mm
Operating life (5mA 5V DC)	200,000 cycles
Initial contact resistance	100mΩ max.
Series type	Sharp feeling type
Operating temperature	-30°C to +85°C

range

Rating (max.) 50mA 12V DC

Rating (min.) 10μA 1V DC

Electrical performance Insulation resistance 100MΩ min. 100V DC for 1min.

Voltage proof 100V AC for 1 min.

Durability Vibration 10 to 55 to 10Hz/min., the amplitude is 1.5mm for all the frequencies, in the 3 direction of X, Y and Z for 2 hours respectively

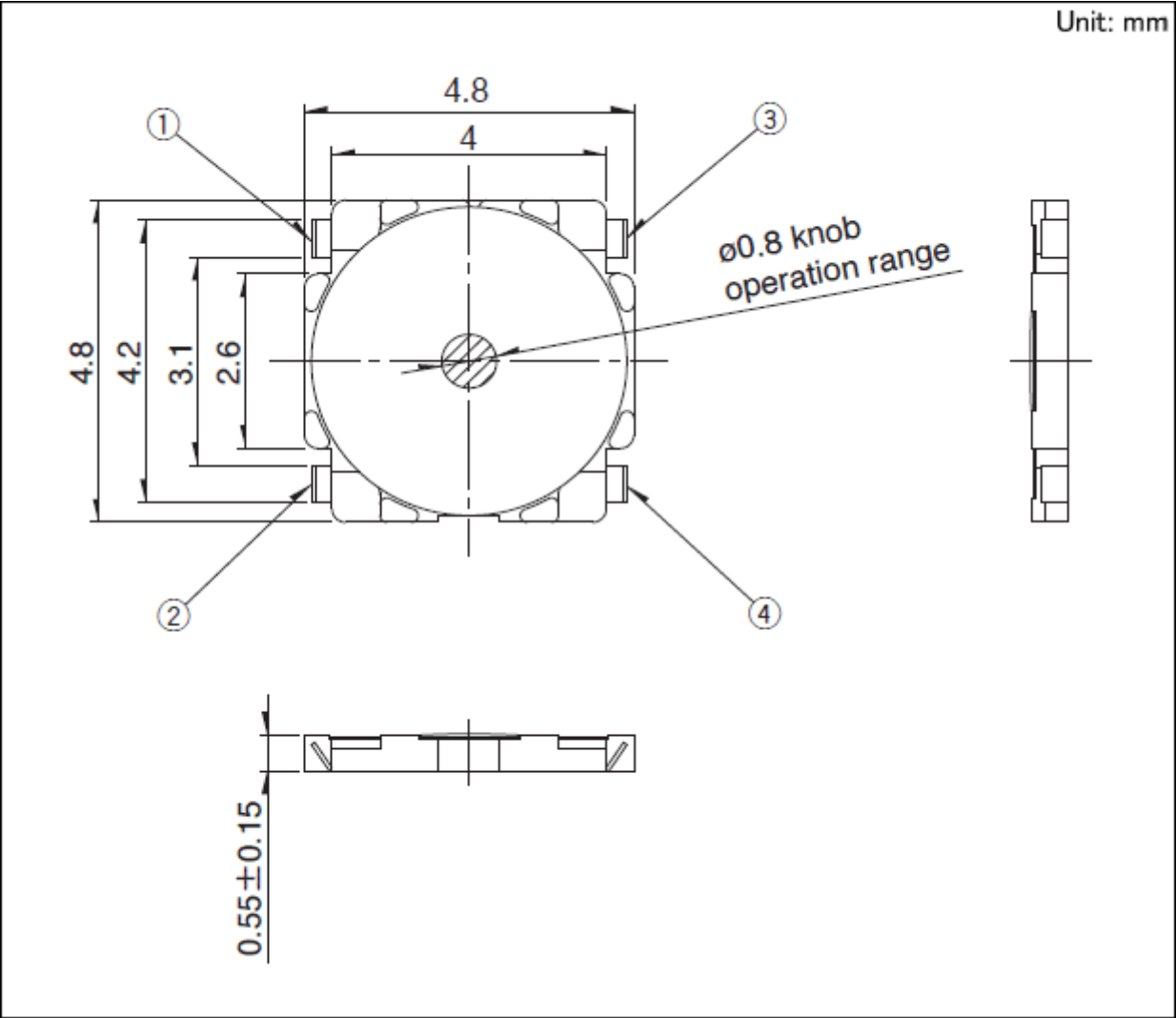
Cold -30 ± 2°C for 96h

Environmental performance Dry heat 80 ± 2°C for 96h

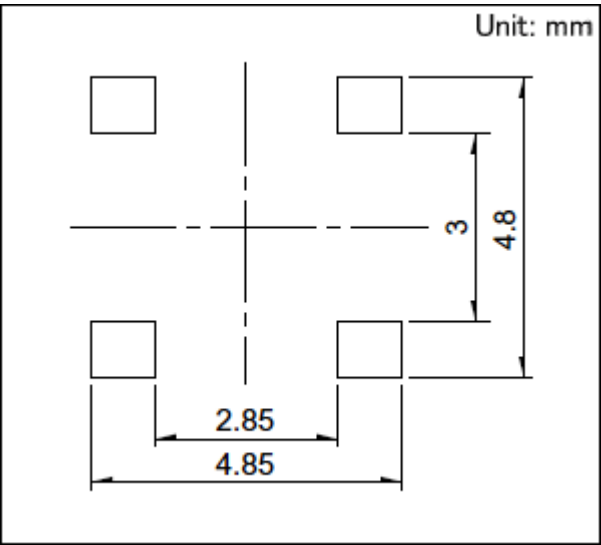
Damp heat 60 ± 2°C, 90 to 95%RH for 96h

Minimum order unit (pcs.) Japan 10,000  
Export 10,000

## Dimensions

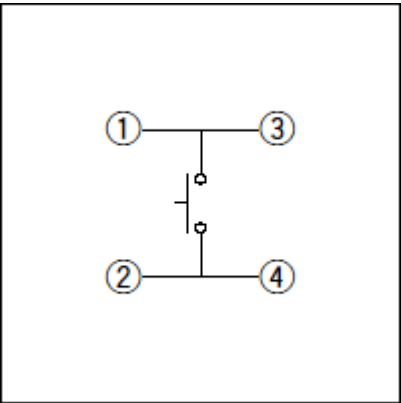


Land Dimensions



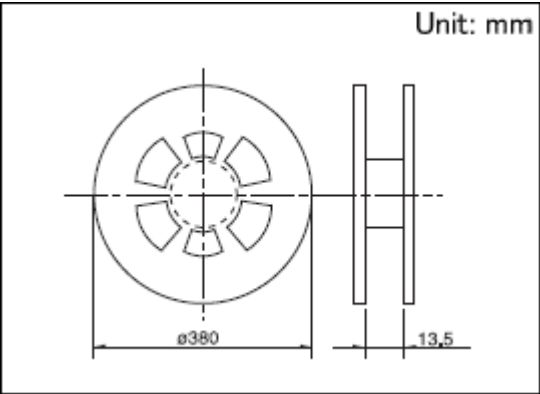
Viewed from mounting face.

Circuit Diagram



Packing Specifications

Taping



	1 reel	10,000
Number of packages (pcs.)	1 case / Japan	100,000
	1 case / export packing	100,000
Tape width (mm)	12	
Export package measurements (mm)	395 × 395 × 205	

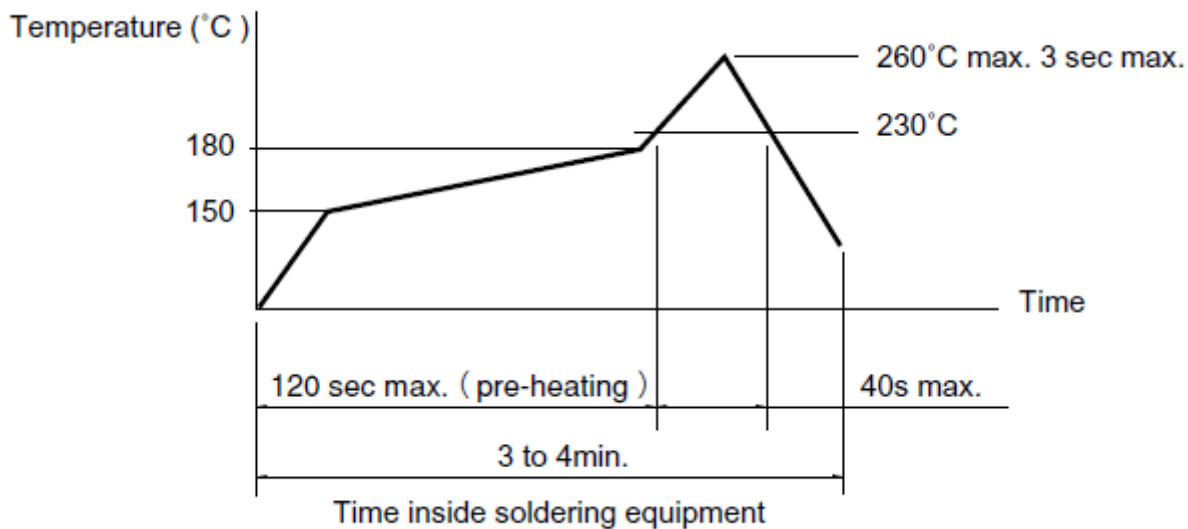
Soldering Conditions

Condition for Reflow

- 1. Heating method  
Double heating method with infrared heater.
- 2. Temperature measurement

Thermocouple 0.1 to 0.2  $\Phi$  CA(K) or CC(T) at solder joints (copper foil surface). A heat resisting tape should be used for fix measurement.

### 3. Temperature profile



(1) The above temperature shall be measured of the top of switch. There are cases where PC board's temperature greatly differs from that of the switch, depending on the material, size, thickness of PC board's and others. Care, should be taken to prevent the switch's surface temperature from exceeding 260°C.

(2) Soldering conditions differ depending on reflow soldering machines. Prior verification of soldering condition is highly recommended.

### Manual Soldering

Items	Condition
Soldering temperature	350°C max.
Duration of soldering	3s max.
Capacity of soldering iron	60W max.

1. Do not washing the TACT Switch™.
2. Prevent flux penetration from the top side of the TACT switch™.
3. Switch terminals and a PC board should not be coated with flux prior to soldering.
4. The second soldering should be done after the switch returns to normal temperature.

### Notes are common to this series/models.

1. This site catalog shows only outline specifications. When using the products, please obtain formal specifications for supply.
2. Please place purchase orders for taping products per minimum order unit (1 reel or a case).

3. For  $\phi$  330mm diameter reel requirements, please contact us.

4. This products can be used in vehicles.

Although these products are designed to perform over a wide operating temperature range, please ensure that you receive and read the formal delivery specifications before use.

## Inquiries about Products

[Inquiry.](#)

COPYRIGHT© 2020 ALPS ALPINE CO., LTD