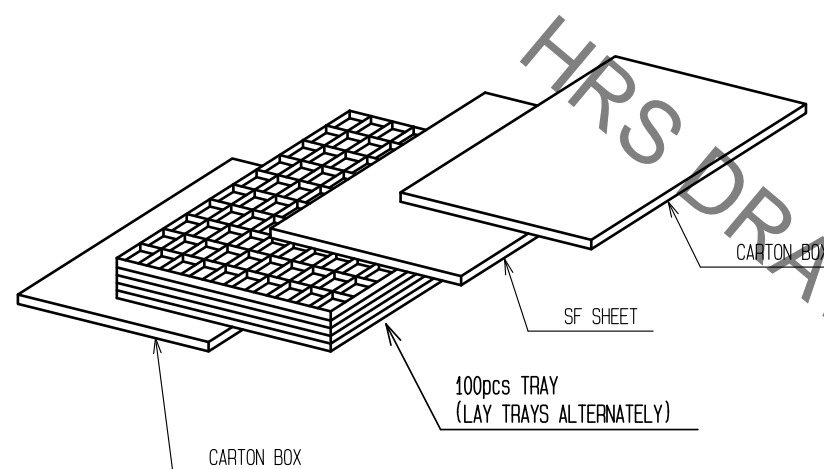


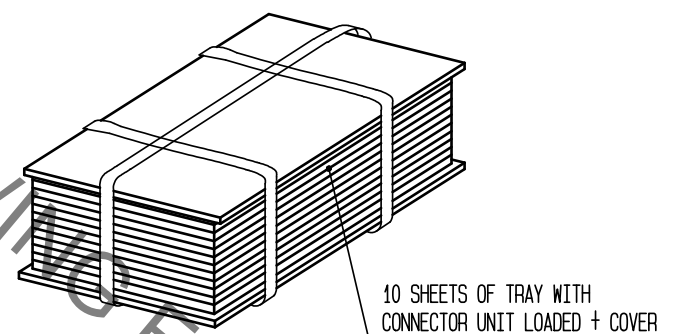
Mar.1.2020 Copyright 2020 HIROSE ELECTRIC CO., LTD. All Rights Reserved.
In case of consideration for using Automotive equipment / device which demand high reliability, kindly contact our sales window correspondents.

3 FIG-2 DRAWING FOR PACKING(AT 2000 pcs PACKING.)
THIS IS ONE EXAMPLE OF PACKING METHOD, AND IT MAY CHANGE WITHOUT
ANY NOTICE, DEPENDING ON VOLUME.

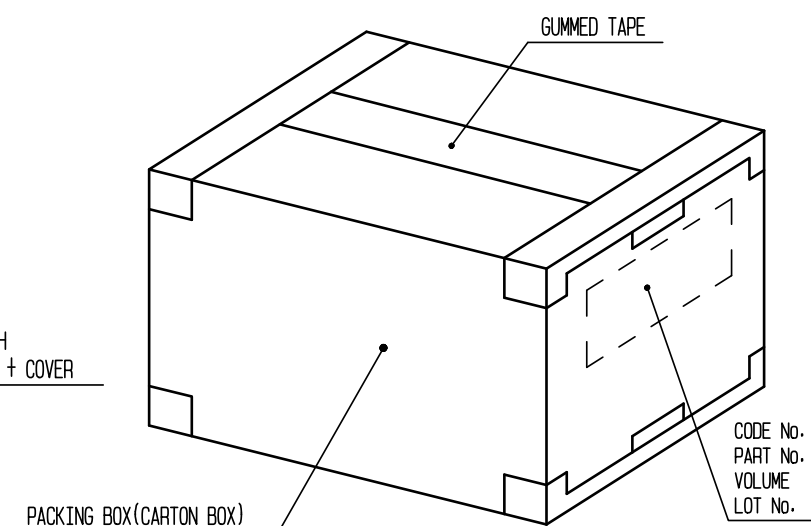
1.STORE CONNECTORS IN A TRAY.



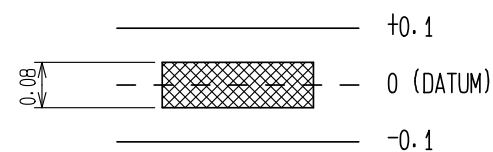
2.BAND TRAYS AS SHOWN BELOW.




3.STORE 2 UNITS OF BANDED TRAY INTO A CARTON BOX(K-1)
(STORE A BOUNDARY PLATE ON TOP OF THE SURFACE, THEN CLOSE
THE BOX BY STICKING GUMMED TAPE IN FOUR PARTS)



NOTES. 1 DIMENSIONS OF SMT RANGE AND CO-PLANARITY ARE AS SHOWN BELOW.



- 2 LOT No. SHALL BE INDICATED AT THE POSITION AS SHOWN.
3 THIS PRODUCT IS TRAY PACKING, AND 100 CONNECTORS FOR EACH TRAY.
MINIMUM ORDER QUANTITY WILL BE 100 pcs PER UNIT.
4. THE SHADED AREAS  SHOW LOCATIONS OF EJECTOR PINS.
5 PLATING
CONTACT AREA : GOLD 0.75μm MIN.
READ AREA : GOLD 0.03μm MIN.
UNDER PLATING: NICKEL 2μm MIN.

HRS

DRAWING NO.	EDC-126102-30-00
PART NO.	ZX80-B-5S(30)
CODE NO.	CL242-0017-1-30

2/2