


3.0 mm×2.6 mm Double-action SMD Light Touch Switches

Type: **EVPAX**



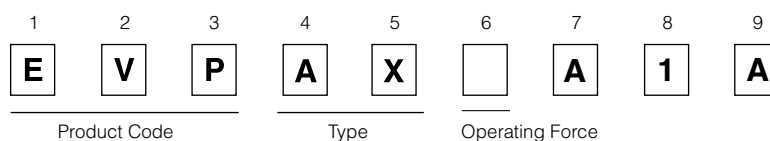
■ Features

- External dimensions: 3.0 mm×2.6 mm Height 0.7 mm

■ Recommended Applications

- Camera function
(Digital still cameras, Camcorders, Mobile phones, etc.)

■ Explanation of Part Numbers

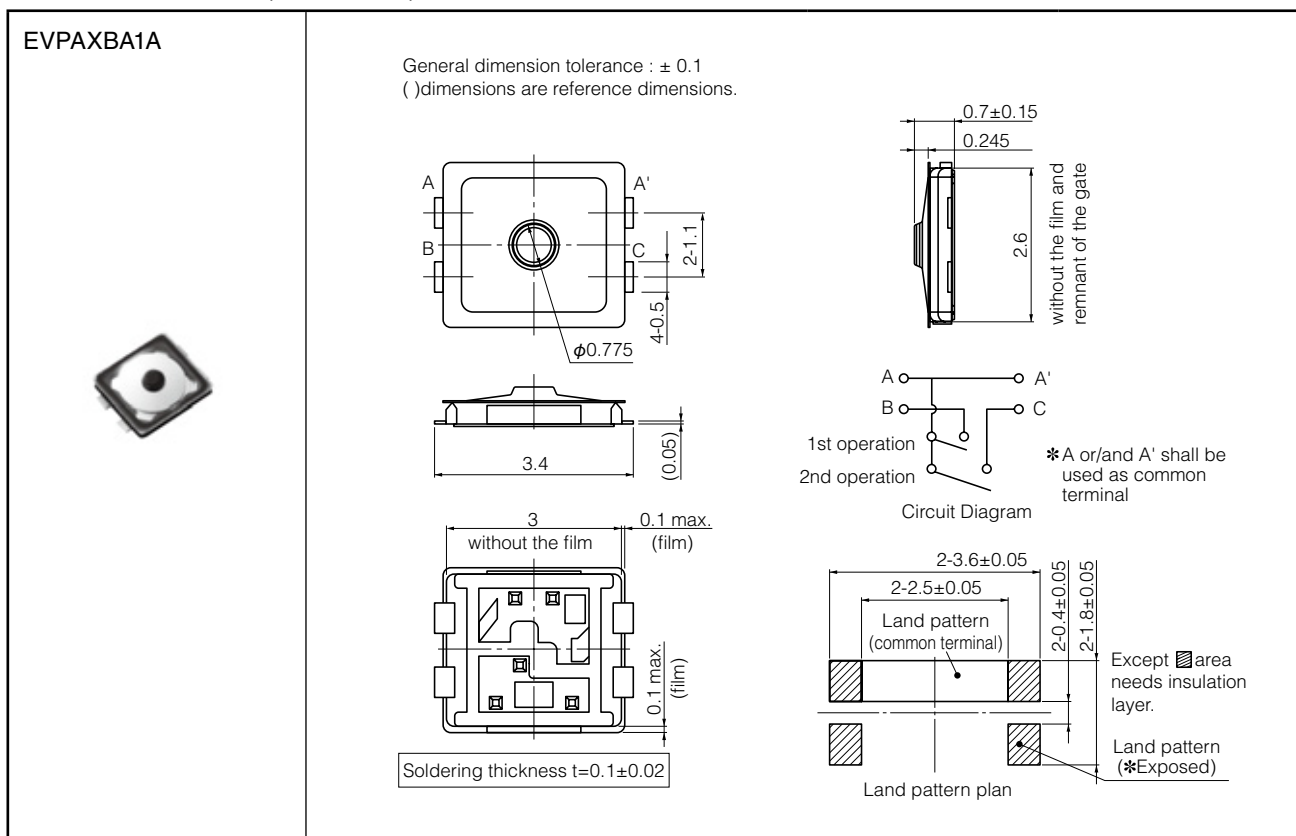


■ Specifications

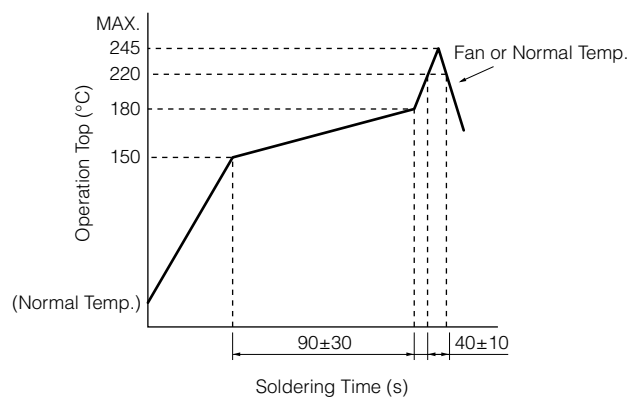
Type		Snap action/Push-on type SPDT
Electrical	Rating	10 μ A 2 V DC to 20 mA 15 V DC (Resistive load)
	Contact Resistance	500 m Ω max.
	Insulation Resistance	100 M Ω min. (at 100 V DC)
	Dielectric Withstanding Voltage	250 V AC for 1 minute
	Bouncing	3 ms max. (ON) 20 ms max. (OFF)
Mechanical	Operating Force (1st Action)	0.7 N
	Operating Force (2nd Action)	2.0 N
	Push Travel (1st Action)	0.07 mm
	Push Travel (2nd Action)	0.16 mm
	Push Strength	30 N (15 seconds)
Endurance	Operating Life	100,000 cycles min.
Operating Temperature		−40 °C to +70 °C
Storage Temperature		−40 °C to +85 °C (Bulk) −20 °C to +60 °C (Taping)
Minimum Quantity/Packing Unit		8,000 pcs. Embossed Taping (Reel Pack)
Quantity/Cartron		40,000 pcs.

Design and specifications are each subject to change without notice. Ask factory for the current technical specifications before purchase and/or use.
Should a safety concern arise regarding this product, please be sure to contact us immediately.

■ Dimensions in mm (not to scale)

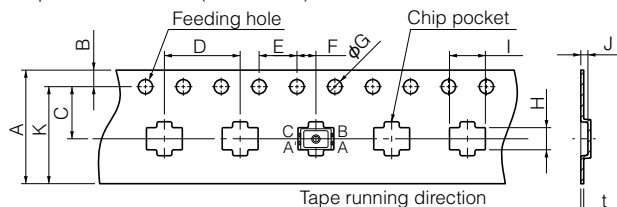


■ Recommended Reflow Soldering Conditions



● Embossed Carrier Taping

Tape width = 12.0 mm (A = 12.0 mm)



Taping condition : Lack of products in the middle of taping should be one MAX, but total quantity specified in the specifications should be secured.
Peeling off strength of top tape : It should be within 0.2N to 1.0N at 165 degree in peeling off angle.
Joint of carrier tape : One joint per one reel may exist.

Unit: mm

Part No.	Height	A	B	C	D	E	F	G	H	I	J	K	t
EVPAX	0.7	12.0 ± 0.3	1.75 ± 0.10	5.5 ± 0.1	8.0 ± 0.1	4.0 ± 0.1	2.0 ± 0.1	1.5 ± 0.3	2.95 ± 0.2	3.75 ± 0.2	0.75 ± 0.20	(10.25)	$0.30^{+0.15}_{-0.10}$

Requests to customers

Please refer to "the latest product specifications" when designing your product.

Requests to customers :

<https://industrial.panasonic.com/ac/e/salespolicies/>

Safety Precautions

When using our products, no matter what sort of equipment they might be used for, be sure to confirm the applications and environmental conditions with our specifications in advance.

Please contact

Panasonic Corporation

Electromechanical Control Business Division

■ 1006, Oaza Kadoma, Kadoma-shi, Osaka 571-8506, Japan
industrial.panasonic.com/ac/e/

Panasonic®

©Panasonic Corporation 2019