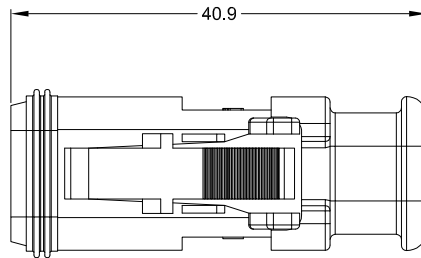
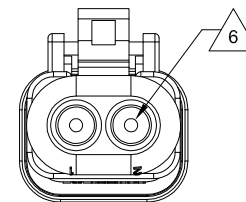
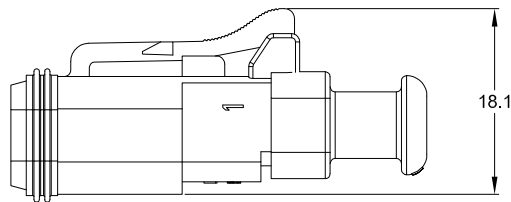
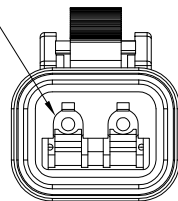


REVISIONS					
REV	ECO	DESCRIPTION	DATE	BY	APPR
A3	-	RELEASE NEW DWG FORMAT	11DEC13	DRP	



REQUIRES CONTACT
RETENTION WEDGE AW2S



NOTES: UNLESS OTHERWISE SPECIFIED

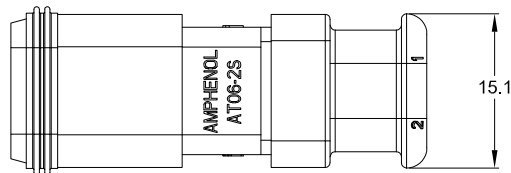
- MATERIAL:
HOUSING: THERMOPLASTIC
SEAL: SILICONE RUBBER
- MODIFICATIONS: STRAIN RELIEF END CAP
- SPECIFICATIONS:
 - CURRENT RATING: 13 AMPS
 - OPERATING TEMPERATURE: -55°C TO +125°C
 - DIELECTRIC WITHSTANDING VOLTAGE: LESS THAN 2 MILLIAMPS CURRENT LEAKAGE @ 1500 VOLTS AC.
 - INSULATION RESISTANCE: 1000 MEGOHMS MIN @ 25°C.
 - MOISTURE RESISTANCE: IP67 (MATED CONDITION)
 - MATING CYCLE DURABILITY: 100 CYCLES
 - RoHS COMPLIANT

- MATING PART: AT04-2P* RECEPTACLE
(* = MODIFICATIONS AND COLORS)

- ALL DIMENSIONS ARE FOR REFERENCE USE ONLY.

6 CONTACT SIZE AND REAR SEAL WIRE RANGE:

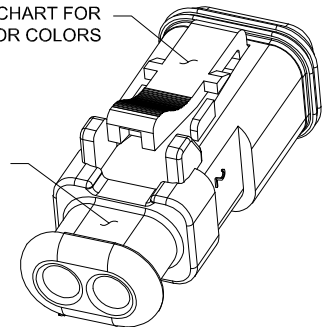
CONTACT SIZE	MIN. INSUL O.D.	MAX. INSUL O.D.	TYPICAL WIRE RANGE
16	2.24 mm (.088 in)	3.68 mm (.145 in)	14 - 20 AWG



PART NUMBER CHART	
COLOR	PART NUMBER
GREY	AT06-2S-SR01GRY
BLACK	AT06-2S-SR01BLK
BLUE	AT06-2S-SR01BLU
BROWN	AT06-2S-SR01BRN
GREEN	AT06-2S-SR01GRN
RED	AT06-2S-SR01RED
WHITE	AT06-2S-SR01WHT
YELLOW	AT06-2S-SR01YEL

REFER TO PART NUMBER CHART FOR
AVAILABLE CONNECTOR COLORS

STRAIN RELIEF END CAP -
BLACK - ALL CONNECTORS



SEE PART NUMBER CHART		DESCRIPTION		ITEM
QUANTITY	PART NUMBER	MATERIALS LIST		
UNLESS OTHERWISE SPECIFIED 1) All dimensions are in metric (mm). 2) Tolerances are as follows: 1 PL DEC ±0.30 2 PL DEC ±0.15 3 PL DEC ±0.08 3) Note reference =		SIGNATURES	DATE	
		DRAWN: D.PARKS	11DEC13	
		CHECKED:		
		ENGINEER:		
MATERIAL SPECIFICATIONS:		APPROVAL:		
		CUSTOMER:		
PROCESS SPECIFICATIONS:		THIS DRAWING IS SUPPLIED FOR INFORMATION ONLY. DESIGN FEATURES, SPECIFICATIONS AND PERFORMANCE DATA SHOWN HEREON ARE THE PROPERTY OF THE AMPHENOL CORPORATION. NO RIGHTS OF REPRODUCTION ARE IMPLIED. ALL DIMENSIONS ARE SUBJECT TO NORMAL MANUFACTURING VARIATIONS.		
NEXT ASSY:		SIZE	TYPE	DWG NO:
		B	C-	AT06-2S-SR01XXX
		SCALE:	NONE	REVISION
				A3
				SHEET 1 OF 1

TITLE: PLUG, 2 SOCKET, AT SERIES, STRAIN RELIEF END CAP

DWG NO:

AT06-2S-SR01XXX

REV: A3

SH: 1

OF: 1