

270×270×119 mm

San Ace C225 9B1TS type  **US**


General Specifications

- Material Motor case: Aluminum (Black coating), Impeller: Plastic (Flammability: UL 94V-0)
Bracket: Aluminum, Plastic (Flammability: UL 94V-0)
- Expected life See the table below. (L10 life: 90% survival rate for continuous operation in free air at 60°C, rated voltage)
Expected life at 40°C is for reference only.
- Motor protection function Locked rotor burnout protection, Reverse polarity protection
For details, please refer to p. 573.
- Dielectric strength 50/60 Hz, 500 VAC, for 1 minute (between lead wire conductors and bracket)
- Insulation resistance 10 MΩ or more with a 500 VDC megger (between lead wire conductors and bracket)
- Sound pressure level (SPL) At 1 m away from the air inlet
- Storage temperature -30 to +70°C (Non-condensing)
- Lead wire ⊕Red ⊖Black (Sensor) Yellow (Control) Brown
- Mass 1920 g

Specifications

The models listed below **have pulse sensors with PWM control function.**

Model no.	Rated voltage [V]	Operating voltage range [V]	PWM duty cycle: [%]	Rated current [A]	Rated input [W]	Rated speed [min ⁻¹]	Max. airflow [m³/min] [CFM]		Max. static pressure [Pa] [inchH ₂ O]		SPL [dB (A)]	Operating temperature [°C]	Expected life [h]
9B1TS48P0G001	48	36 to 72	100	3.65	175.2	3550	28.1	992	861	3.46	74.5	-20 to +60	40000/60°C (70000/40°C)
15			0.24	11.5	1000	7.85	277	68.5	0.28	52.0			
9B1TS48P0H001			100	2.08	99.8	2900	22.7	802	590	2.37	70.5	-20 to +70	
			15	0.24	11.5	1000	7.85	277	68.5	0.28	52.0		

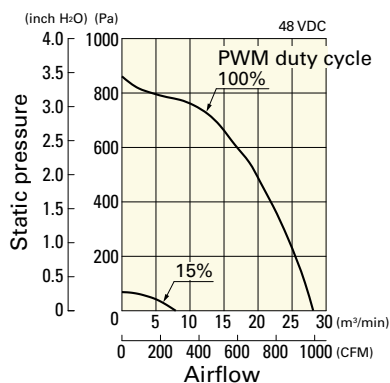
* PWM input frequency is 25 kHz; models without specifications at 0% PWM duty cycle have zero fan speed at 0%.

Max input of 9B1TS48P0G001: 380 W, 9B1TS48P0H001: 200 W at rated voltage.

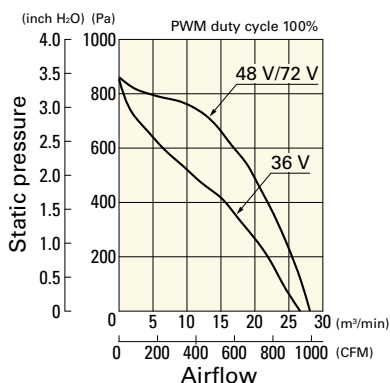
Airflow - Static Pressure Characteristics / PWM Duty - Speed Characteristics Example

9B1TS48P0G001 With pulse sensor with PWM control function

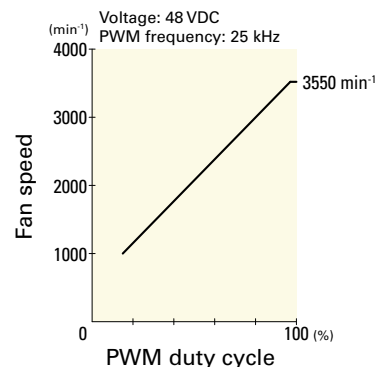
PWM duty cycle



Operating voltage range



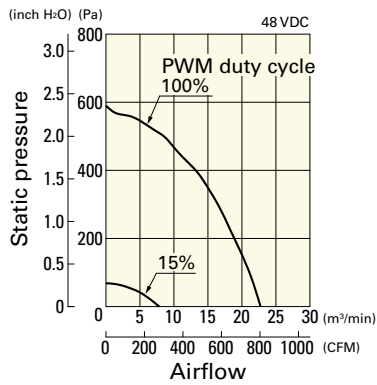
PWM duty - Speed characteristics example



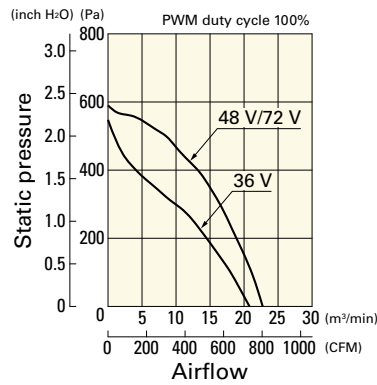
Airflow - Static Pressure Characteristics / PWM Duty - Speed Characteristics Example

9B1TS48P0H001 With pulse sensor with PWM control function

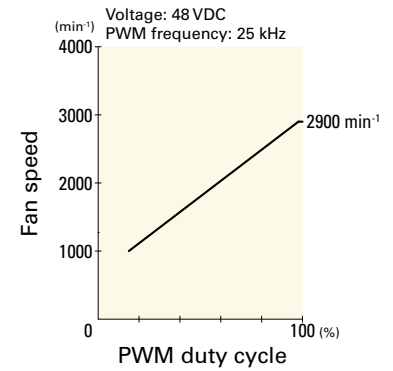
PWM duty cycle



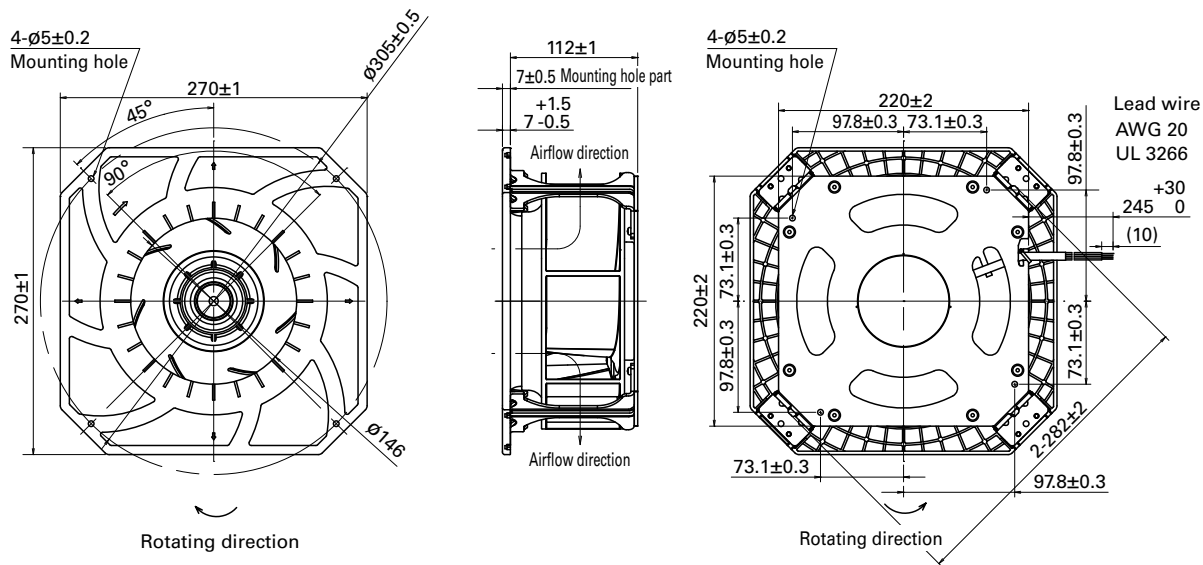
Operating voltage range



PWM duty - Speed characteristics example

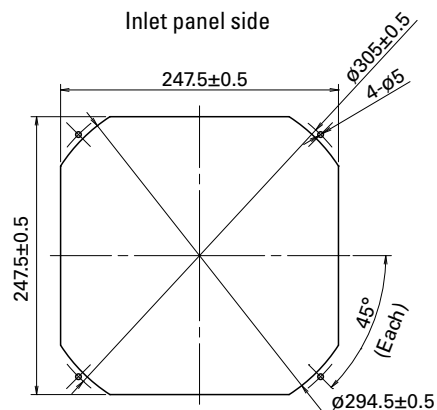


Dimensions (unit: mm)



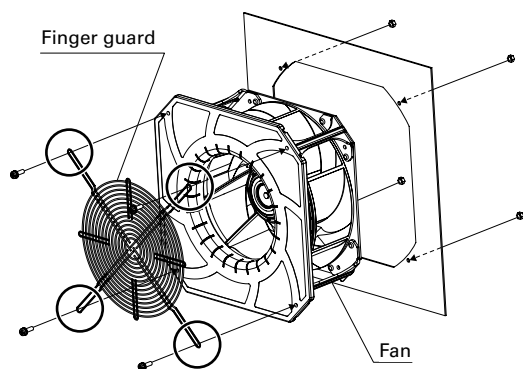
DC
Centrifugal Fan 270 mm sq.

Reference Dimensions of Mounting Holes and Vent Opening (unit: mm)



Reference Diagram for Mounting

Finger guard 109-1146 and 109-1146H should be mounted with four holes as in the drawing.



Options

Finger guards

page: p. 562

Model no.: 109-1146, 109-1146H