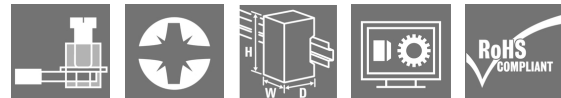


SCM-I 2CO**Weidmüller Interface GmbH & Co. KG**

Klingenbergstraße 26

D-32758 Detmold

Germany

www.weidmueller.com**Product image**

Similar to illustration

relays sockets for RIDERSERIES RCM relays

- 2, 3 and 4 CO contacts
- Screw and PUSH IN connection
- Standard and low heights

General ordering data

Version	RIDERSERIES RCM, Relay socket, Number of contacts: 2, CO contact, Continuous current: 12 A, Screw connection
Order No.	8869400000
Type	SCM-I 2CO
GTIN (EAN)	4032248614264
Qty.	10 pc(s).

SCM-I 2CO

Weidmüller Interface GmbH & Co. KG

Klingenbergstraße 26

D-32758 Detmold

Germany

www.weidmueller.com

Technical data

Dimensions and weights

Depth	61.5 mm	Depth (inches)	2.421 inch
Height	77 mm	Height (inches)	3.031 inch
Width	27.2 mm	Width (inches)	1.071 inch
Net weight	52.46 g		

Temperatures

Storage temperature	-40 °C...70 °C	Operating temperature	-40 °C...70 °C
Humidity	40 °C / 93 % rel. humidity, no condensation		

Rated data UL

Certificate No. (cURus)	E223759
-------------------------	---------

Load side

Rated switching voltage	250 V AC	Continuous current	12 A
Max. switching voltage, AC	400 V	Contact type	2 CO contact

General data

Rail	TS 35	Colour	black
UL 94 flammability rating	V-0		

Insulation coordination

Rated voltage	250 V	Pollution severity	2
Surge voltage category	III	Insulating material group	IIIa
Clearance and creepage distances for control side - load side	≥ 4 mm	Dielectric strength for control side - load side	2.5 kV _{eff} / 1 Min.
Type of isolation at input and output	Basic insulation	Dielectric strength of neighbouring contacts	2.5 kV _{eff} / 1 Min.
Type of isolation at neighbouring contacts	Basic insulation	Dielectric strength of open contact	1.2 kV _{eff} / 1 min.
Protection degree	IP20		

Further details of approvals / standards

Standards	IEC 61810-1, UL508	Certificate No. (CSA)	249409-2295474
Certificate No. (VDE)	40011762	Certificate No. (cURus)	E223759

SCM-I 2CO

Weidmüller Interface GmbH & Co. KG

Klingenbergstraße 26

D-32758 Detmold

Germany

www.weidmueller.com

Technical data

Connection data

Wire connection method	Screw connection	Stripping length, rated connection	8 mm
Tightening torque, min.	0.5 Nm	Tightening torque, max.	0.7 Nm
Clamping range, rated connection	2.5 mm ²	Clamping range, min.	1 mm ²
Clamping range, max.	2.5 mm ²	Wire cross-section, solid, min.	1 mm ²
Wire cross-section, solid, max.	2.5 mm ²	Wire connection cross section, finely stranded, min.	1 mm ²
Wire connection cross section, finely stranded, max.	2.5 mm ²	Wire connection cross-section, finely stranded with wire-end ferrules DIN 46228/4, min.	1 mm ²
Wire connection cross-section, finely stranded with wire-end ferrules DIN 46228/4, max.	2.5 mm ²	Conductor cross-section, flexible, AEH (DIN 46228-1), min.	1 mm ²
Conductor cross-section, flexible, AEH (DIN 46228-1), max.	2.5 mm ²	Wire connection cross section, finely stranded, two clampable wires, min.	1 mm ²
Wire cross-section, finely stranded, two clampable wires, max.	1.5 mm ²	Blade size	size PZ1

Classifications

ETIM 6.0	EC001456	ETIM 7.0	EC001456
ETIM 8.0	EC001456	ECLASS 9.0	27-37-16-03
ECLASS 9.1	27-37-16-03	ECLASS 10.0	27-37-16-03
ECLASS 11.0	27-37-16-03	ECLASS 12.0	27-37-16-03

Important note

Product information IP20 without connected conductor at complete opened clamping yoke connection.

Approvals

Approvals



ROHS	Conform
UL File Number Search	UL Website
Certificate No. (cURus)	E223759

Downloads

Approval/Certificate/Document of Conformity	EU Konformitätserklärung / EU Declaration of Conformity
Engineering Data	CAD data – STEP
Engineering Data	EPLAN, WSCAD
Catalogues	Catalogues in PDF-format
Brochures	

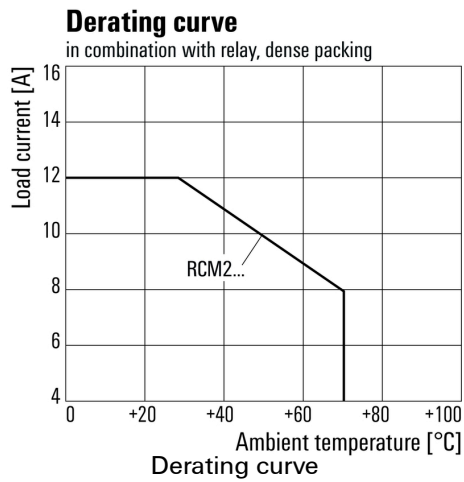
SCM-I 2CO

Weidmüller Interface GmbH & Co. KG
Klingenbergstraße 26
D-32758 Detmold
Germany

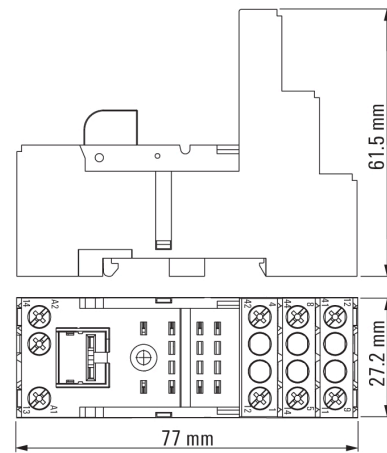
www.weidmueller.com

Drawings

Graph

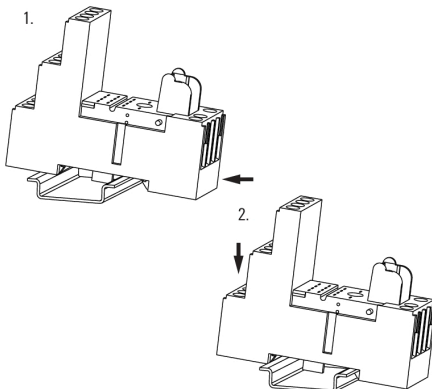


Dimensional drawing



Miscellaneous

Snap on socket



Miscellaneous

Unlatching socket

