

ELATEC TCP3

AUTHENTICATION / RELEASE STATION

From secure printing to kiosks to industrial robotics, enable user authentication and access control for devices that lack a USB port

ELATEC's RFID readers enable organizations to extend the use of their employee identification badge to authenticate for applications beyond physical access. This includes most multi-function printers and some single-function printers. Unfortunately, not all printers and devices have support for the direct connection of a USB proximity card reader, such as those with no USB port. In these situations, the ELATEC TCP3 authentication / release station extends ID card-based capabilities such as authentication and pull printing to any printing device regardless of the manufacturer, make or model.



HOW IT WORKS

TCP3 was designed to minimize information technology support costs associated with additional IP or MAC addresses while consuming only one network drop from its Host port. TCP3 has two Ethernet connectors designated as Host and Device. The Device port enables connection of a printer or other peripheral without requiring a second network drop. It is configurable to behave as a network router where the TCP3 and connected device consume only one network address. Much like your home router, anything connected to the device port gets its own internal IP address and communicates through TCP3.

TCP3 was designed around ever-increasing network performance requirements for high speed graphic

printers and engineering plotters allowing simultaneous communication of print data and printer status at gigabit speeds. This design also considers the frequent challenge of finding an open power source in the often-cluttered print room and is optionally available with Power over Ethernet as the source of power.

Up to two USB readers can be connected and their data independently communicated to an authentication server over Ethernet via UDP or HTTPS using either client or server communication modes. This is useful in situations where customers have more than one ID card technology deployed and need to support a mix of RFID, magnetic stripe or optical bar-coded cards.

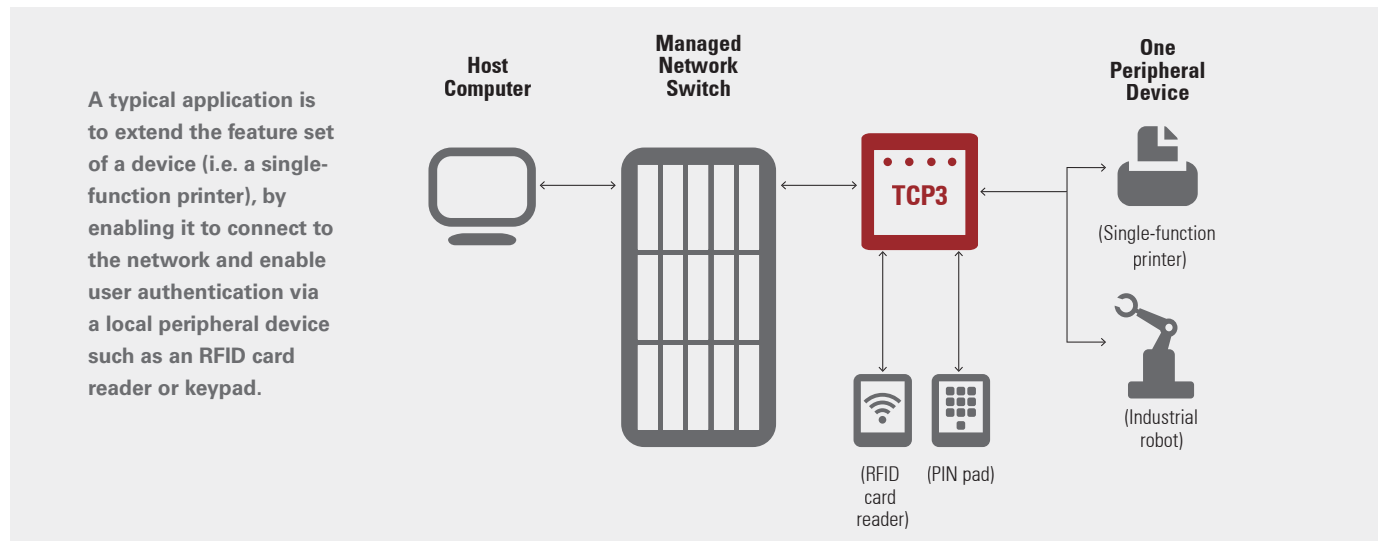
MULTIPLE APPLICATIONS

While primarily designed for the secure printing market, TCP3 can also be used to control access to devices which require special operator training and certification such as sophisticated manufacturing equipment. TCP3

would communicate RFID card data to the authenticator responsible to unlock such equipment.

TCP3 AUTHENTICATION / RELEASE STATION SUPPORTS USB 3.0 & GIGABIT ETHERNET NETWORKS

Whichever the application, TCP3 provides unmatched security, performance, device management and flexibility—welcome benefits for any IT network or networked device.



Security

- + Send card data via UDP / SSL / TLS1.2 or HTTP / HTTPS
- + Unique factory-programmed password for each device
- + Built on Linux 4.14 platform with latest security updates
- + Security updates available quarterly

Performance

- + Gigabit Ethernet (GbE) or 1 GbE
- + Faster CPU (64-bit ARM Cortex CPU with v8 core)
- + Memory
 - RAM: 2 Gb
 - Flash: 8 GB
 - SD Expansion: Up to 2TB (SDXC)
- + Improved cross subnet device discovery

Device Management

- + Printer on DHCP or static IP
- + Remote TCP3 firmware upgrade of the converter
- + Enhanced TCP3 Config Windows discovery and configuration tool
- + Remote configuration of attached TWN4 reader (planned Q4 2019)

Flexibility

- + Built on Linux platform
- + Private labeling available
- + Tailored to customer needs
 - Able to install customer applications
 - Offered as base platform for customers to build their own product
 - Ability to custom tailor memory footprint (Up to 2 TB)

With its feature set developed directly from ELATEC customer input, TCP3 is ready to connect any device, regardless of make or model, onto the network for user authentication and access control.

Software

- + Software hooks to use TCP3 as a print server
- + USB whitelist for approved devices
- + TCP, UDP, HTTP, HTTPS, IPV4, DHCP, SSL/TLS1.2, Syslog
- + Extensive status logging

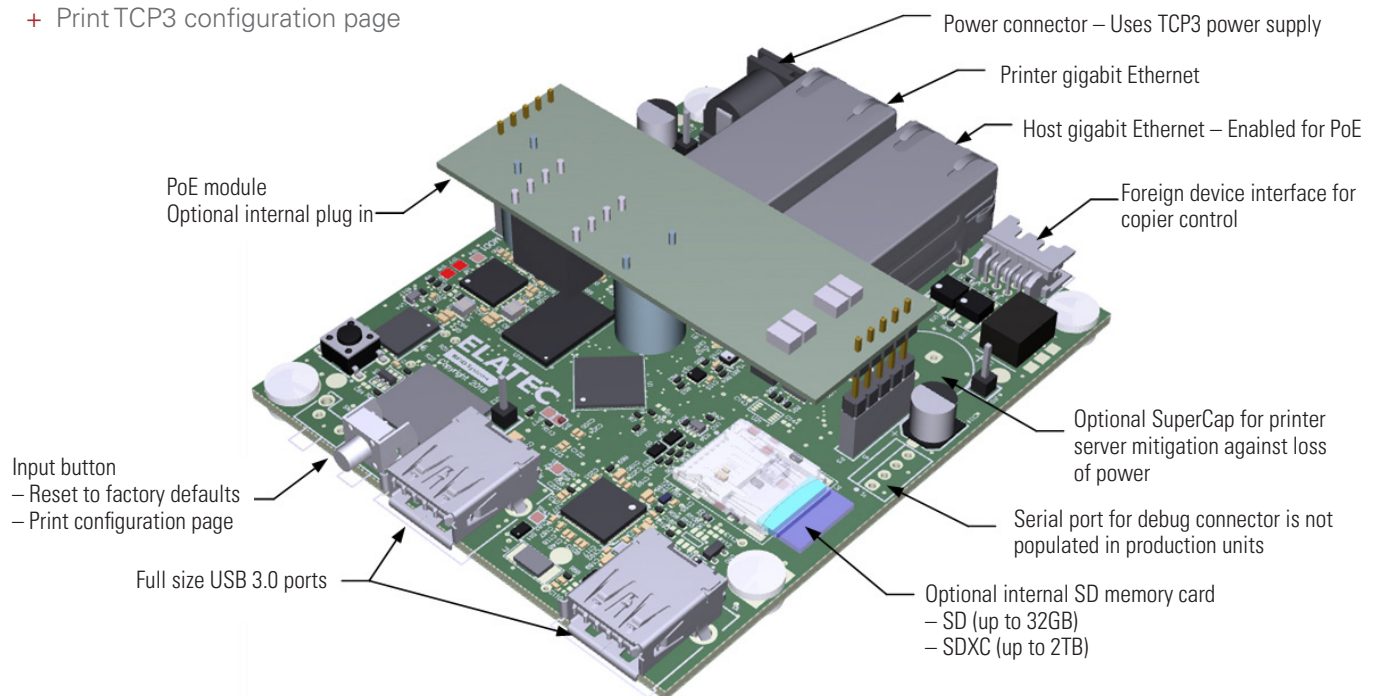
Hardware

- + Host and printer ports support Gigabit Ethernet (GbE)
- + Supports two (2) 3.0 USB ports
- + Input button triggered features
 - Reset to factory defaults
 - Print TCP3 configuration page

- + 2 Gb SDRAM, 8GB Flash – up from 1 Gb SDRAM, 4 GB Flash
- + Optically isolated input and outputs (foreign interface connection)
- + 4 LEDs which use multi-color to indicate Power, Ready, Busy and Status
- + JTAG, Tag-Connect and serial port for debug

OPTIONAL

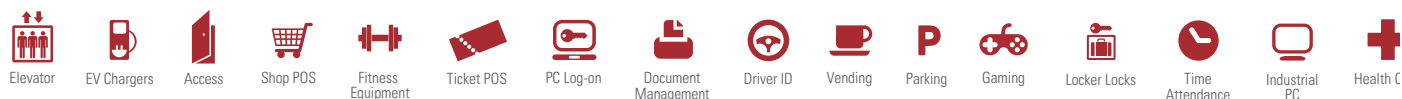
- + Power over Ethernet (PoE) Module
- + Internal SD memory card for print server (SDHC up to 32GB, SDXC up to 2TB)
- + Supercapacitor (SC) to manage power interruptions



From secure printing to industrial robotics, TCP3 enables user authentication and access control security for devices that lack a USB port.

QUICK AND EASY CONFIGURATION

Configuration of the converter can be accomplished using either the TCP3's web pages or using the Windows-based configuration tool TCP3 Config. This tool was designed with fleet management in mind and can discover all TCP3s on a given subnet. It can also search specific subnets to discover additional TCP3s. Once a configuration has been created and saved, it can be distributed to all selected TCP3s at once.



TECHNICAL DATA

HOUSING	ABS UL94-V0												
DIMENSIONS (L X W X H)	115 mm x 95 mm x 35 mm												
POWER SUPPLY	External power supply 5 V or internal Power over Ethernet												
CURRENT CONSUMPTION	Max. 3A depending on external load												
TEMPERATURE RANGE	Operating: 0°C to +45°C (32°F to 113°F) Storage: -40°C up to +85°C (-40°F up to +185°F)												
RELATIVE HUMIDITY	10% to 90% non-condensing												
NETWORK	10 Mbit/s, 100 Mbit/s, 1000 Mbit/s TCP3 to Host or TCP3 to Device 500 Mbit/s between Host & Device, upgradable to 1.2Gbits/s at additional cost Host: DHCP, Static IP, Device: DHCP, Static IP												
MODES OF OPERATION	TCP Server: Device is connected by a TCP client. TCP Client: Device connects automatically to a specified TCP server. Connection may be triggered by incoming flow of data on either USB port. For additional security the connection can be optionally SSL encrypted. Data can be sent via UDP or HTTPS via JSON.												
LAN COMMUNICATION PROTOCOLS	TCP, UDP, HTTP, HTTPS, IPV4, DHCP, SSL/TSL1.2, Syslog												
USB	Two USB 3.0 Host ports Maximum current: 1.6 A, shared between the two USB ports Supported devices: Elatec TWN3 or TWN4 readers/writers, many magnetic stripe readers, many optical bar code readers and PIN pads via HID keyboard or CDC												
OPTICALLY ISOLATED I/O	2 optically isolated outputs and one optically isolated input traditionally used to support foreign device interface or Internet of Things												
CONNECTORS	Ethernet: 2 x RJ45, 10/100/1000BaseT. Host connector supports PoE USB: 2 x USB-A receptacle 8 pin connector for optically isolated signals Power: For plug 5.5 mm/2.1 mm												
LED INDICATORS	4 LEDs which use multi-color to indicate Power, Ready, Busy and Status												
MEMORY	RAM: 2 Gb Flash: 8 GB SDHC Expansion: Up to 2TB												
MTBF	500,000 hours												
WEIGHT	Approx. 270 g												
CERTIFICATIONS	RoHS-II compliant, CE, FCC1, IC1												
ORDER CODE(S)	<table> <tr> <td>TC3K-BT5EU:</td><td>TCP3 Kit with 0.5 m patch cable (RJ45) and power supply EU</td></tr> <tr> <td>TC3K-BT5US:</td><td>TCP3 Kit with 0.5 m patch cable (RJ45) and power supply US</td></tr> <tr> <td>TC3K-BT5AUS:</td><td>TCP3 Kit with 0.5 m patch cable (RJ45) and power supply AUS</td></tr> <tr> <td>TC3K-BT5UK:</td><td>TCP3 Kit with 0.5 m patch cable (RJ45) and power supply UK</td></tr> <tr> <td>TC3K-BT5JP:</td><td>TCP3 Kit with 0.5 m patch cable (RJ45) and power supply JP</td></tr> <tr> <td>TC3K-BT5E1:</td><td>TCP3 Kit with 0.5 m patch cable (RJ45) and Power over Ethernet</td></tr> </table>	TC3K-BT5EU:	TCP3 Kit with 0.5 m patch cable (RJ45) and power supply EU	TC3K-BT5US:	TCP3 Kit with 0.5 m patch cable (RJ45) and power supply US	TC3K-BT5AUS:	TCP3 Kit with 0.5 m patch cable (RJ45) and power supply AUS	TC3K-BT5UK:	TCP3 Kit with 0.5 m patch cable (RJ45) and power supply UK	TC3K-BT5JP:	TCP3 Kit with 0.5 m patch cable (RJ45) and power supply JP	TC3K-BT5E1:	TCP3 Kit with 0.5 m patch cable (RJ45) and Power over Ethernet
TC3K-BT5EU:	TCP3 Kit with 0.5 m patch cable (RJ45) and power supply EU												
TC3K-BT5US:	TCP3 Kit with 0.5 m patch cable (RJ45) and power supply US												
TC3K-BT5AUS:	TCP3 Kit with 0.5 m patch cable (RJ45) and power supply AUS												
TC3K-BT5UK:	TCP3 Kit with 0.5 m patch cable (RJ45) and power supply UK												
TC3K-BT5JP:	TCP3 Kit with 0.5 m patch cable (RJ45) and power supply JP												
TC3K-BT5E1:	TCP3 Kit with 0.5 m patch cable (RJ45) and Power over Ethernet												

elatec.com

EMEA

Puchheim, Germany
+49 89 552 9961 0
sales-rfid@elatec.com

AMERICAS

Palm City, Florida, USA
+1 772 210 2263
americas-info@elatec.com

ASIA

Shenzhen, China
+86 158 1759 1668
apac-info@elatec.com

AUSTRALIA

Sydney, Australia
+61 449 692 277
apac-info@elatec.com

JAPAN

Tokyo, Japan
+81 355 799 276
japan-info@elatec.com